

# Hate/Bias Reporting Summary

Academic Year 2018 - 2019

# Summary, AY 18-19

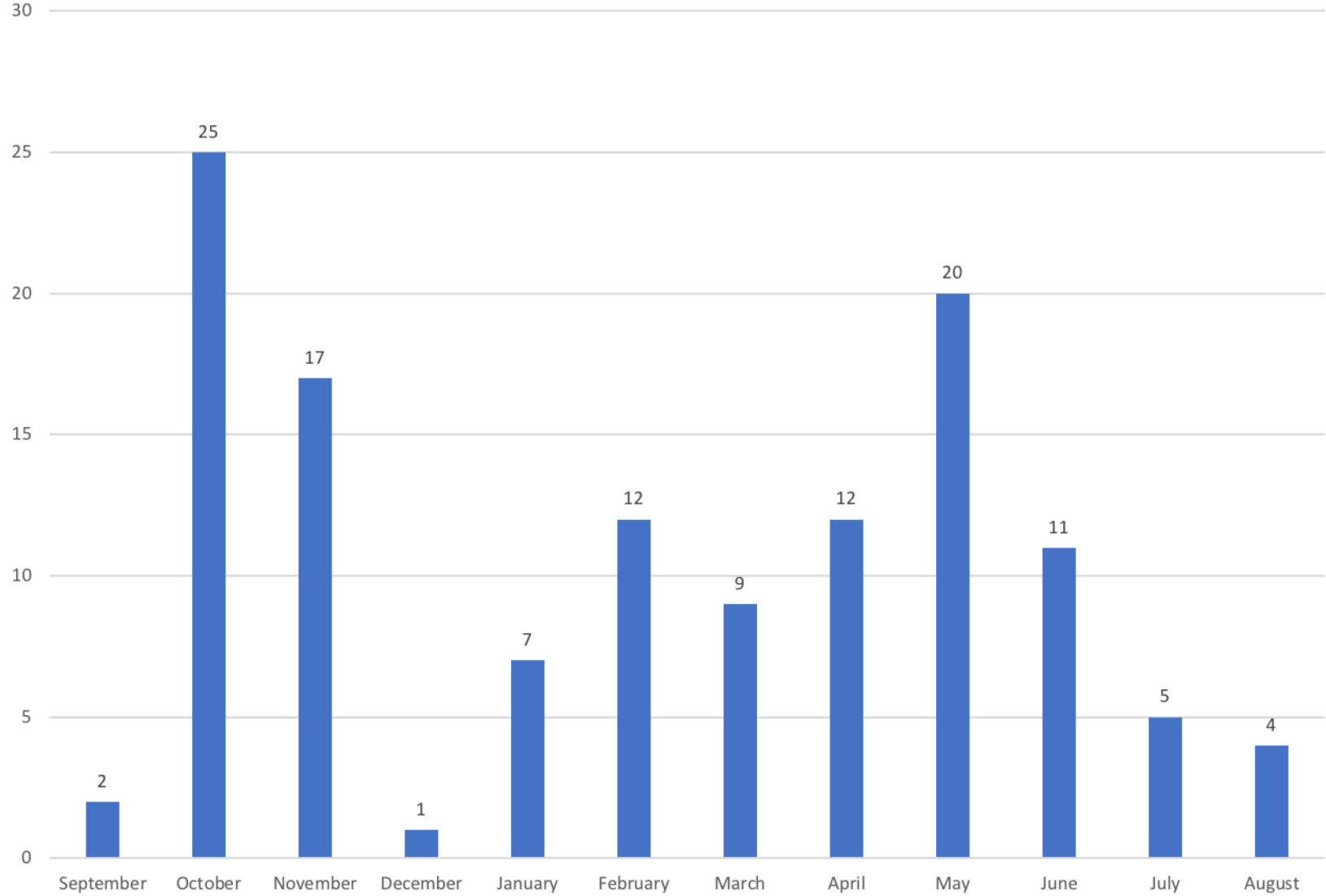
125 Reports, including:

- White nationalist flyers, chalking in October 2018 (7 incidents)
- White nationalist flyers, stickers in November 2018 (6 incidents)
- White nationalist flyers, chalking in April 2019 (7 reports)

# When did the incidents occur?

- 45 incidents were reported in the Fall quarter (Sept 22nd – December)
- 28 incidents were reported in the Winter quarter (January – March)
- 42 incidents were reported in Spring quarter (April – June 13<sup>th</sup>)
- 10 incidents were reported in the summer (June 14<sup>th</sup> – Sept 4<sup>th</sup>)

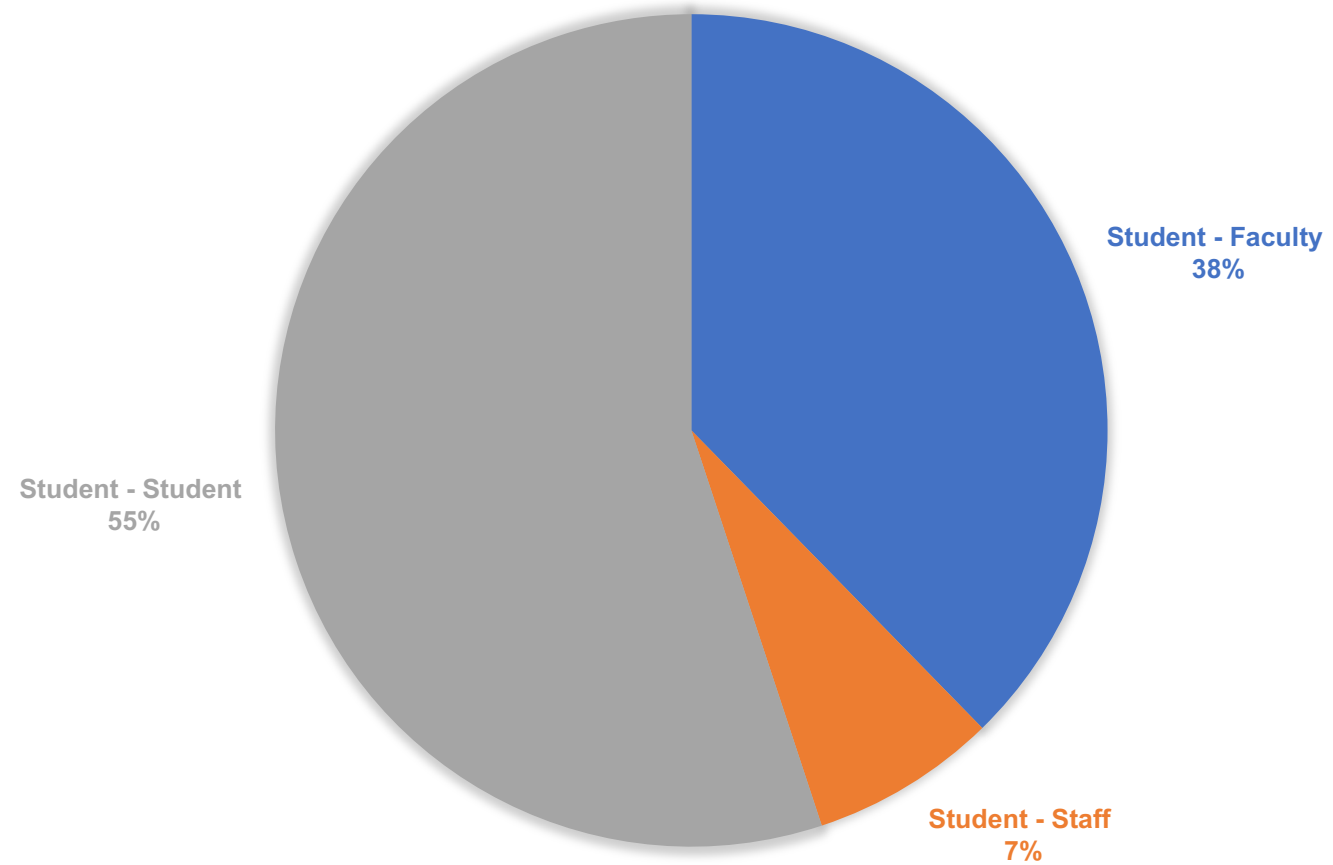
Reports by Date



# Who was involved?

- 26 incidents reported between student(s) and faculty
- 5 incidents reported between student(s) and staff
- 38 incidents reported between student(s) and student(s)
- 44 incidents reported between students(s) and unknown

## RESPONDENTS

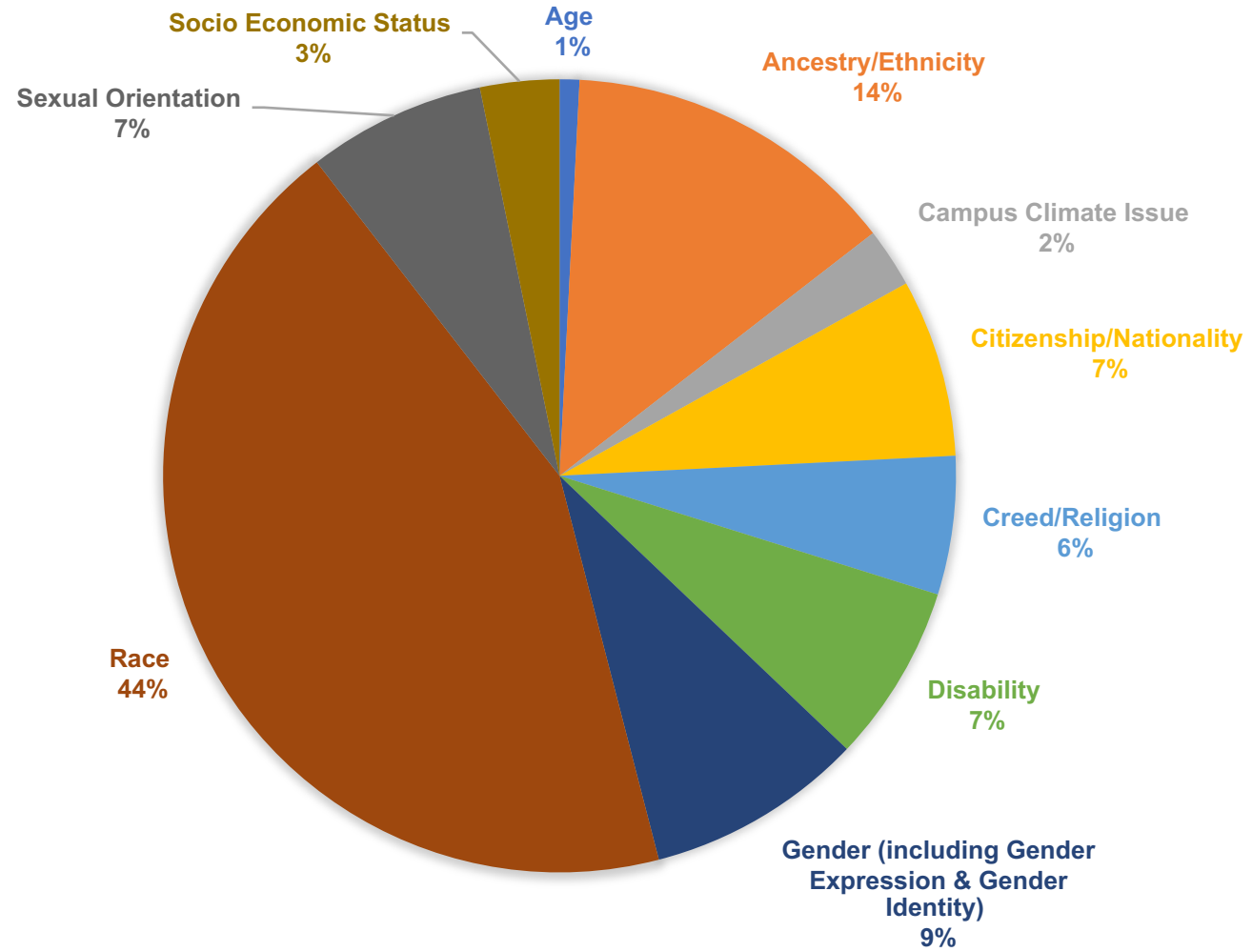


(This graph removes "unknown" respondents)

# What was the primary category of bias?

Age	1
Ancestry/Ethnicity	17
Campus Climate Issue	3
Citizenship/Nationality	9
Creed/Religion	7
Disability	9
Gender	11
Race	54
Sexual Orientation	9
Socio Economic Status	4

# PRIMARY CATEGORY OF BIAS





# What were other categories of bias?

Age	1
Ancestry/Ethnicity	31
Campus Climate Issue	15
Citizenship/Nationality	17
Creed/Religion	9
Disability	10
Gender	21
Marital Status	1
Pregnancy	1
Race	27
Sexual Orientation	8
Socio Economic Status	11
Veteran Status	1

# OTHER CATEGORIES OF BIAS

